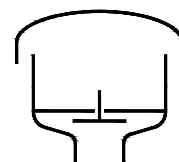


Type sheet

Vacuum relief valve

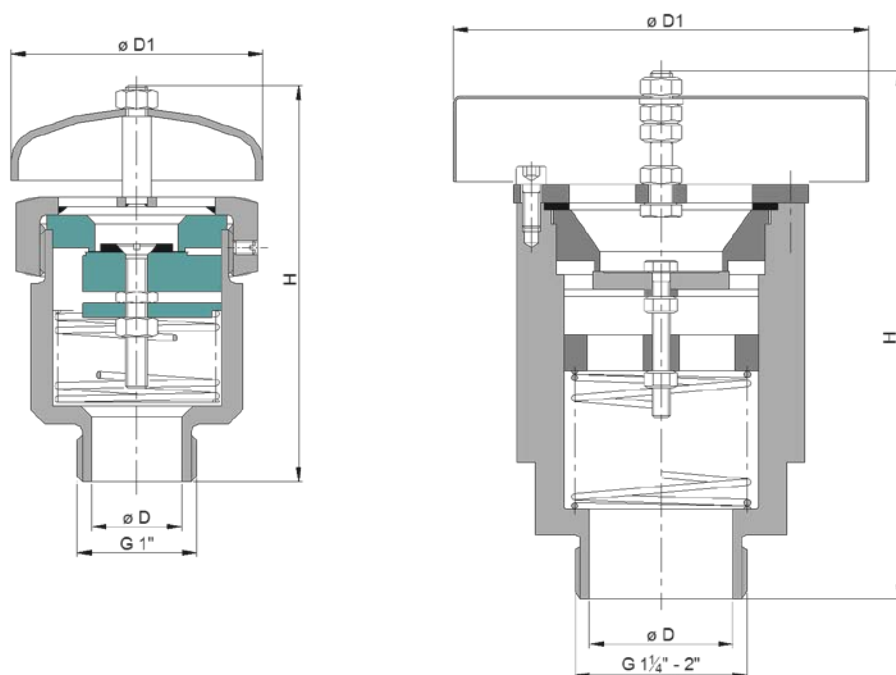
KITO® VS/o cont. ...



Application

As end-of-line device, for venting of tank installations for ventilation and to prevent inadmissible vacuum. Usually installed on top of a tank, if applicable in conjunction with a pressure relief valve on a common connecting pipe. Valve is not explosion-proof, thus cannot be used for flammable media.

Dimensions (mm) and settings (mbar)



size	D	D1	H	kg	setting
G 1”	25	70	110	1	5 - 210
G 1 ¼“	32	115	145	3	
G 1 ½“	40				
G 2”					

Weight refers to the standard design

Design

	size G 1"	size G 1 1/4", G 1 1/2", G 2"
housing	stainless steel mat. no. 1.4571	
valve seat / valve pallet	PTFE	stainless steel mat. no. 1.4571
sealing	FEP	PTFE
compression spring	stainless steel mat. no. 1.4571	
weather hood	stainless steel mat. no. 1.4301	stainless steel mat. no. 1.4571
connection	threaded format	

Example for order

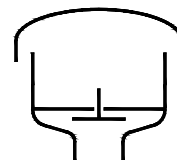
KITO® VS/o cont. 2"

(design with threaded connection G 2")

Without EC certificate and CE-marking

**Type sheet**

Vacuum relief valve

KITO® VS/o cont. ...

Performance curves

The flow capacity V refers to a density of air with $\rho = 1.29 \text{ kg/m}^3$. The flow capacity for gases with different densities can be calculated sufficiently accurate by the following approximation equation:

$$\dot{V}_{40\%} = \dot{V}_b \cdot \sqrt{\frac{\rho_b}{1.29}} \quad \text{or} \quad \dot{V}_b = \dot{V}_{40\%} \cdot \sqrt{\frac{1.29}{\rho_b}}$$

